

Data Sheet

Customer:	Swissdis
Product:	Multilayer Chip Beads – CBM Series
Part No.:	CBM04YTAG301
Issued Date:	7-Jun-17
Edition:	REV.A1-41



VIKING TECH CORPORATION
光頡科技股份有限公司
No.70, Kuanfu N. Rad.,
Hsin Chu Industrial Park,
Hukou Hsiang, Hsin Chu Hsien,
303, Taiwan
TEL:886-3-5972931
FAX:886-3-5972935•886-3-5973494
E-mail:sales@viking.com.tw

VIKING TECH CORPORATION KAOHSIUNG BRANCH
光頡科技股份有限公司高雄分公司
No.248-3, Sin-Sheng Rd., Cian-Jhen Dist., Kaohsiung,
806, Taiwan
TEL:886-7-8217999
FAX:886-7-8228229
E-mail:sales@viking.com.tw

WUXI TMTEC CO., LTD.
無錫泰銘電子有限公司
No.22 Xixia Road, Machinery & Industry Park,
National Hi-Tech Industrial Development Zone
of Wuxi, Wuxi, Jiangsu Province, China
Zip Code :214028
TEL :86-510-85203339
FAX :86-510-85203667•86-510-85203977
E-mail :china@viking.com.tw

Produced by (QC)	Checked (QC)	Approved by (QC)	Prepared by (Sales)	Accepted by (Customer)
7-Jun-17	7-Jun-17	7-Jun-17	7-Jun-17	
Kris Chen	Ben Chang	Ben Chang		

Multilayer Chip Beads



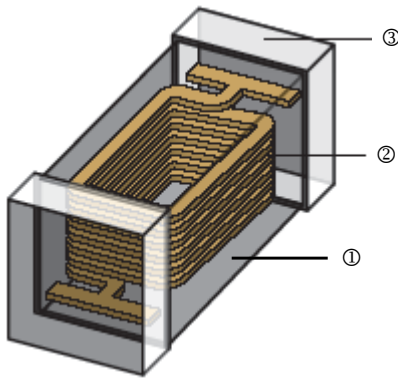
■ Features

- Effective EMI protection
- Low DC resistance
- High soldering heat resistance
- Multiple size availability

■ Applications

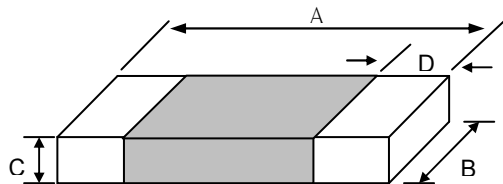
- Computers and Peripheral Equipment
- VCRS, Television, Pagers
- Cellular Phones
- Digital Communication Equipment
- Various Electronics Equipments
- Circuit Where a Stable Ground is Unavailable

■ Construction



① Ferrite	② Internal Electrode	③ Electrode Plating
-----------	----------------------	---------------------

■ Dimensions



Unit : mm

Type	Size (Inch)	A	B	C	D	Weight (g) (1000pcs)
CBM04	1204	3.2±0.20	1.60±0.20	1.1±0.20	0.2~1.0	30

Multilayer Chip Beads

Part Numbering

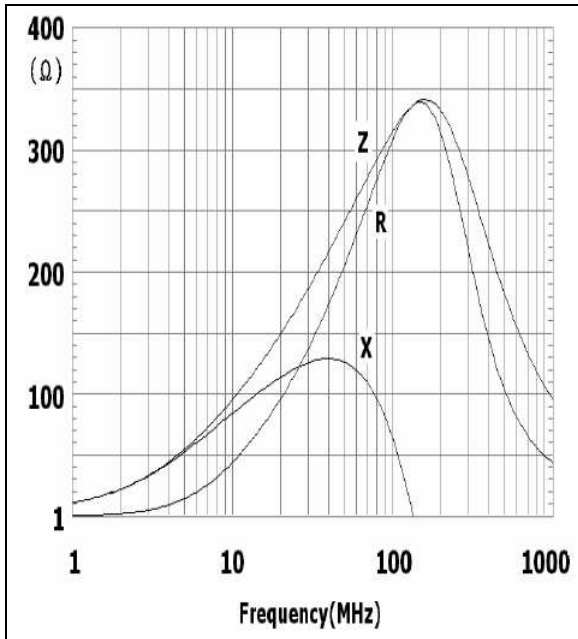
CBM	04	Y	T	A	G	301
Product Type	Dimensions	Impedance Tolerance	Packaging Code	Material Code	Current	Impedance
	04: 1204	Y: ±25%	T: Taping Reel	A: A material	G: Medium current	301: 300Ω

Standard Electrical Specifications(For Medium Current Line Use)

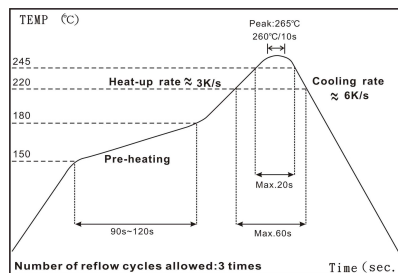
CBM04(321611) / A Material

Part No.	Impedance (Ω)	Tolerance	Test Frequency (MHz)	DCR (Ω) max.	Rated current (mA) max.
CBM04YTAG301	300	±25%	100	0.06	3000

Curve



Soldering Condition



IR Reflow Soldering

- (1) Time of IR reflow soldering at maximum temperature point 260°C : 10s
- (2) Time of soldering iron at maximum temperature point 280°C : 3s

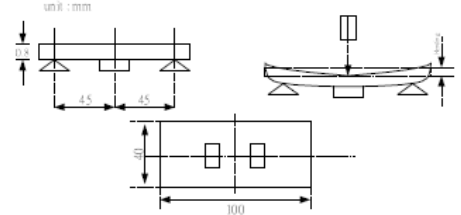

Multilayer Chip Beads

Environmental Characteristics

Electrical Performance Test

Item	Specification	Test Methods
Impedance	Refer to standard electrical spec.	HP4286A
DCR		HP 4338 digital mili-ohm meter

Mechanical Performance Test

Item	Specification	Test Methods
Substrate Bending Test	Without deformation cases Impedance: within±30% of initial value DC Resistance shall be satisfied	Test device shall be soldered on the substrate Substrate Dimension:100x40x0.8mm Deflection: 3.0mm Keeping Time: 10sec and then return 
Vibration	Appearance: No damage Impedance: within±30% of initial value DC Resistance shall be satisfied	Test device shall be soldered on the substrate Oscillation Frequency : 10 to 55 to 10Hz for 1min Amplitude : 1.5mm(peak-peak) Time : 2hrs for each axis (X,Y&Z), total 6hrs
Resistance to Soldering Heat	No visible damage Electrical characteristics and mechanical characteristics shall be satisfied	Solder temp: 265±5°C Immersion time: 6±1sec Preheating: 100°C to 150°C, 1 minute Measured after exposure in the room condition for 24hrs Solder: Sn-3Ag-0.5Cu
Solderability	95% min. coverage of all metallized area	Solder Temperature: 240±5°C Immersion Time: 3±1sec Solder: Sn-3Ag-0.5Cu
Terminal Strength	Without deformation cases Impedance: within±30% of initial value DC Resistance shall be satisfied	Solder chip on PCB and applied 10N (1.02KgF) for 10 sec 
Temperature Cycle	Appearance: No damage Impedance: within±30% of initial value DC Resistance shall be satisfied	One cycle: One cycle/step1: -55±3°C for 30±3min step2: standard atmospheric conditions 5s or less step3: 125±2°C for 30±3min step4: standard atmospheric conditions 5s or less Total: 100cycles Measured after exposure in the room condition for 24hrs
Humidity Resistance		Temperature: 60±2°C Relative Humidity: 90 ~ 95% Applied Current: Rated Current(maximum value) Time: 1008±12hrs Measured after exposure in the room condition for 24hrs
High Temperature Resistance		Temperature: 125±2°C Applied Current: Rated Current(maximum value) Time: 1008±12hrs Measured after exposure in the room condition for 24hrs
Low Temperature Storage Life Test		Temperature: -55±2°C Time: 1008±12hrs Measured after exposure in the room condition for 24hrs
Thermal Shock		-55°C~125°C kept stabilized for 30 minutes each for 100 cycles Measured after exposure in the room condition for 24hrs

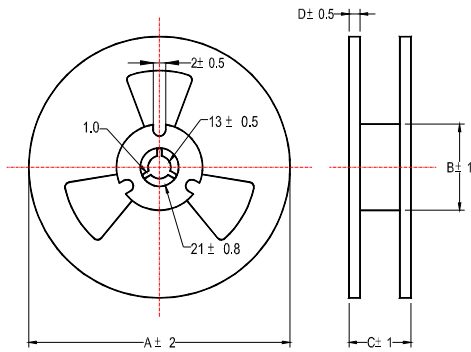
■ **Operating Temperature: -55°C ~ 125°C**

■ **Storage Temperature: 15~28°C ; Humidity < 80%RH**

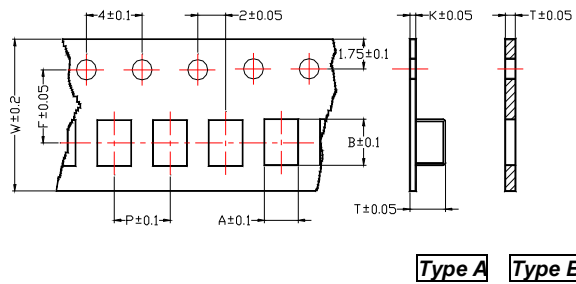
Multilayer Chip Beads

■Packaging

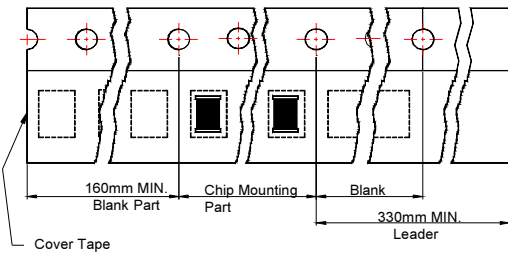
Reel Specifications



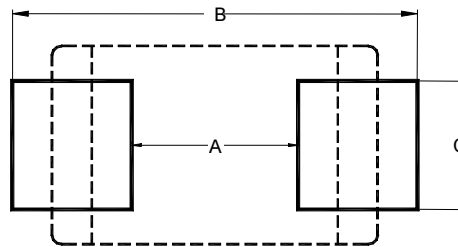
Tape Specifications



Tape Material



Recommended Pattern



Unit : mm

Type	Tape Dimensions								Reel Dimensions				Recommended Pattern			Quantity (EA)
	A	B	T	W	P	F	K	Tape Type	A	B	C	D	A	B	C	
CBM04	1.90	3.50	1.40	8.0	4.0	3.5	0.2	A	178	60	10	2	2.20	4.40	2.06	3000